

: How to download/upload

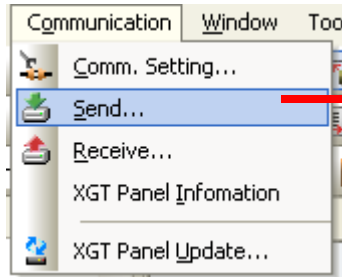
LSIS QUICK GUIDE

XP-Builder 1.24

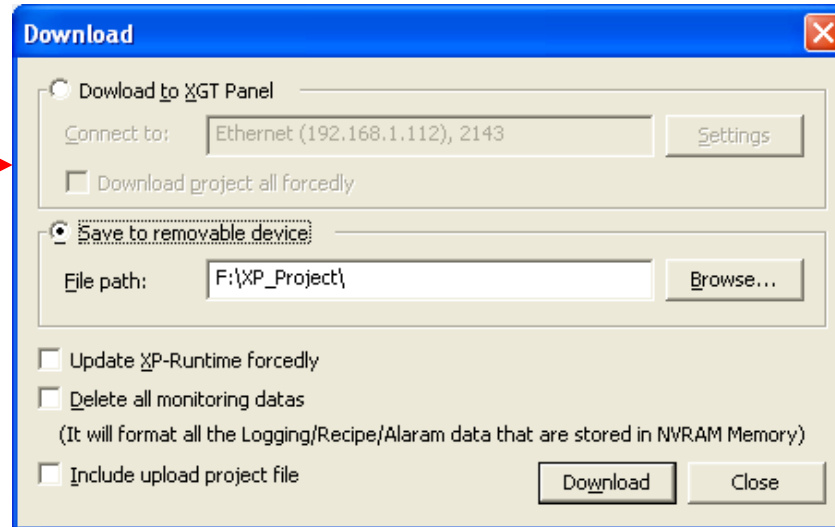
2013.01.01

How to download/upload your project file via USB or CF card

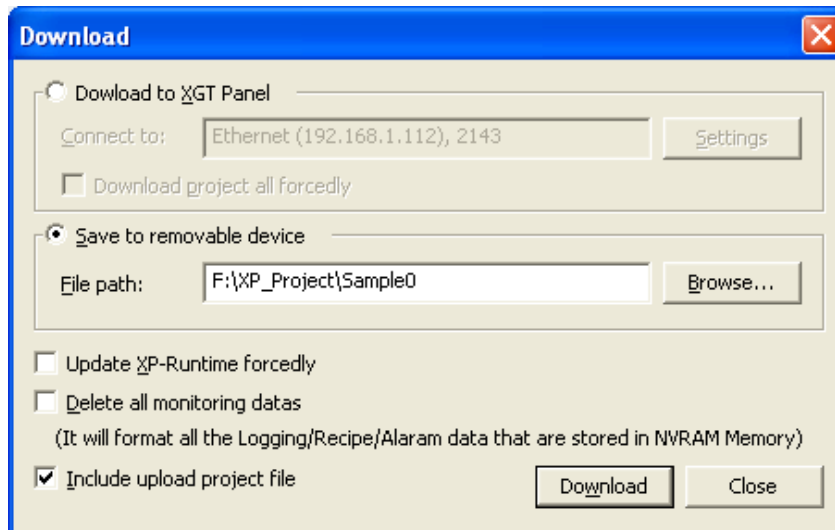
1. Complete the project drawing file in XP-Builder.
2. Connect USB memory stick or CF card leader of USB method to PC.
3. Select 'Comm. -> Send'.



4. Check 'Save to removable device'.

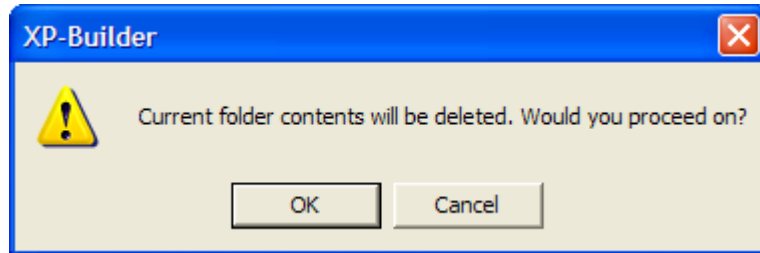


5. Input a folder name to save your project on the edit window of 'File path'
6. Press the [Download] button.



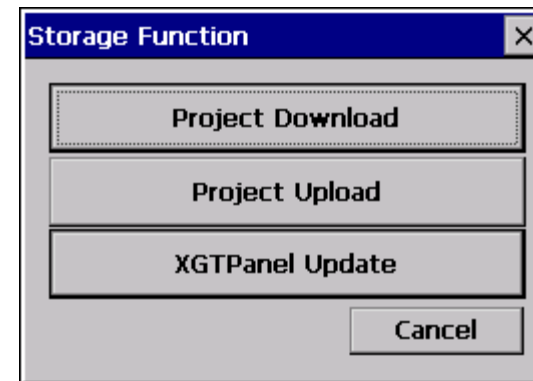
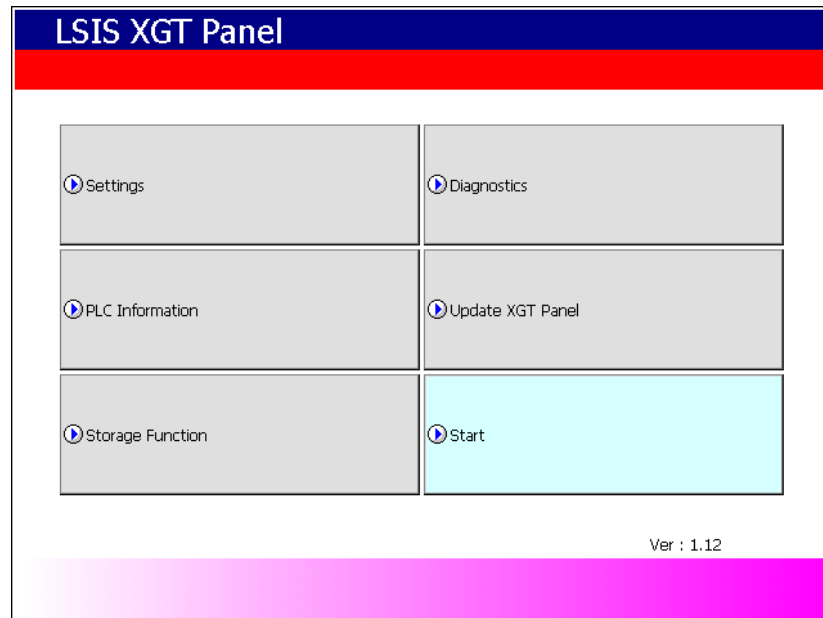
How to download/upload your project file via USB or CF card

7. When the following dialog shows, press [OK] and downloading is completed.



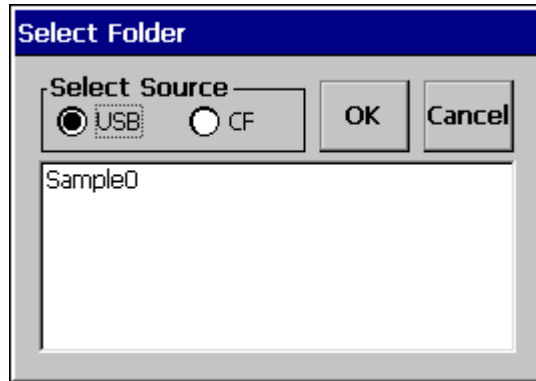
8. After removing USB memory stick or CF card reader from PC, connect it to XGT Panel.

9. In the initial menu of XGT Panel, press 'Storage Function'.



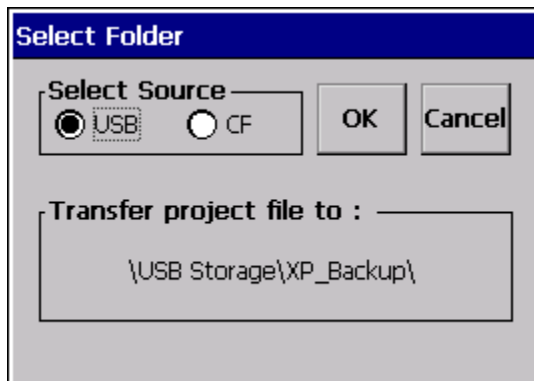
- In case of downloading the project by using CF card or USB storage equipment, touch [Project Download] button.
- In case of transmitting the project data stored in the device to CF card or USB storage equipment, touch [Project Upload] button.
- In case of updating the XGT Panel with XGT Panel Software stored in CF card or USB Storage equipment, touch [XGT Panel Update]

How to download/upload your project file via USB or CF card



10. If you touch [Project Download], the following dialog shows. Select one among directory lists and touch [OK]. Then downloading will start.

If you want to upload your project file, implement procedures as below.



1. If you touch [Project Upload], the following dialog shows.
2. In case of selecting [USB], the path, \\USB Storage\\XP_Backup\\, shows. In case of selecting [CF], the path, \\Storage Card\\XP_Backup\\, shows. Select one between two.
3. If you touch [OK] button, project backup file is transmitted to the selected path.
4. The project backup file is saved when Download project backup file is selected when downloading the project.
If you don't select, project backup file is not saved in the device and transmission to the storage equipment is not available.